



OUR MISSION

To provide essential mobility solutions that connect communities to opportunity, places and each other.

OUR VISION

To meet the mobility needs of every community member.



ACCESSIBILITY

Ease in which community members can use public transit to travel to places of employment, education centers, medical facilities or other life necessities.



SUSTAINABILITY

Environmentally friendly transit options that work to decrease CO2 emissions in the greater Charlotte area and create a healthier community.



EQUITY

Providing accessible and affordable transit solutions that benefit community members of all backgrounds and socioeconomic statuses.



SAFETY

Creating and enforcing safety guidelines that ensure riders, employees and contractors along the CATS system can travel without threats of violence, harm or crime.



FISCAL YEAR 2022 STATISTICS



12,640,017
Ridership



68
Routes



1,306,574
Service area population



584/845
CATS/TMOC employees



49
Park and rides



6.8
Rail trail miles



695 square-mile
Service area



\$8 billion
In TOD investment to date

FOCUS AREAS



Safety & Security



Valuing Employees



Maintenance & Asset Preservation


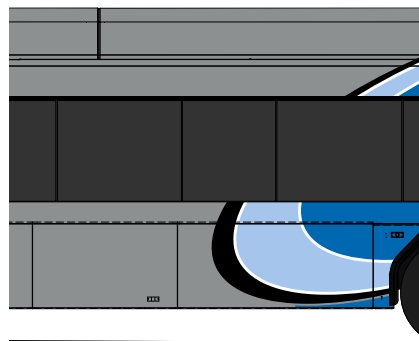
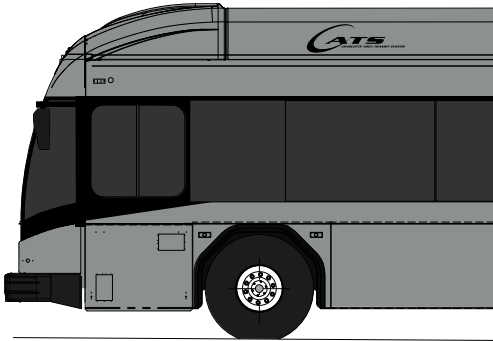
OPERATING EXPENDITURES Total = \$250m

Personnel Services
\$112.5M (45%)

Operating & Maintenance
\$107.0M (43%)

Debt Service
\$14.4M (6%)

City Admin.
\$8.0M (3%)



Reserves
\$7.5M (3%)

FY 2024 CAPITAL EXPENDITURES Total = \$78.2m




Rev Veh Replacements \$48.9M



Facilities \$15.4M



Long-Range Cap Projects \$6.0M



New Equipment \$4.1M



Safety & Security \$2.5M



Non-Rev Veh Replacements \$1.3M



www.ridetransit.org

704-336-RIDE (7433)